







Project information

-  Late June, 2016
-  CC5 Batched
-  70 sq m CC5
-  Fence Lining
-  Langely, BC
-  2 Persons
-  Weed suppression under fence at community garden



In early June of 2016, 70 sq. m Concrete Canvas (CC) GCCM 5mm batched was installed as fence line vegetation control by the township of Langley in Langley, BC. The project site was at a community garden where vegetation had grown up and had become entangled in the bottom of the fence.

Asphalt and poured concrete were also considered however the existing fence posed a significant obstacle onsite. The use of asphalt or poured concrete would have required the removal of the fence and significant site preparation. Ultimately Concrete Canvas was chosen for its long design life- lasting 5 to 10 times as long as asphalt, and for ease of installation. The installation took 2 installers 2.5 days to complete.

For site preparation, vegetation was removed and geotextile that was lining the garden was repositioned. Voids left by the root system of the weeds were filled with gravel. Batched rolls of CC5 were cut in half using a reciprocating saw.

Half rolls were laid out longitudinally along the fence line. The center point of the poles were marked and a hole saw was used to create holes in the material for the fence posts. The CC was cut from the middle of the hole to the edge so that it could be slipped around the post. The CC was then slid underneath the fence and positioned.

The edges were folded under 1 1/2" and held together with screws placed every 8". At points where a length of material ended and a new panel began, the material was overlapped by 4" and secured together with screws.

The CC was hydrated using the on-site garden hoses at the community garden, and re-hydrated an hour later. On site temperatures during the installation reached a high of 28 degrees Celsius. Temperatures had dropped to 19 degrees during hydration. Once the CC had set, grout was used to fill the holes and joints to prevent weed growth, protecting the edges and to provide a finished aesthetic look. The installation crews were very pleased with the ease and speed of installation. They commented that it would have been incredibly difficult to use any other material in this situation because the fence line had already been placed. They appreciated that the CC could be easily slid underneath the existing fence without removal.



Site prior to installation



Installation of Concrete Canvas



Grout used to prevent weed growth



Length of completed project